



Music Virtual Learning

8th Grade Orchestra

April 22, 2020



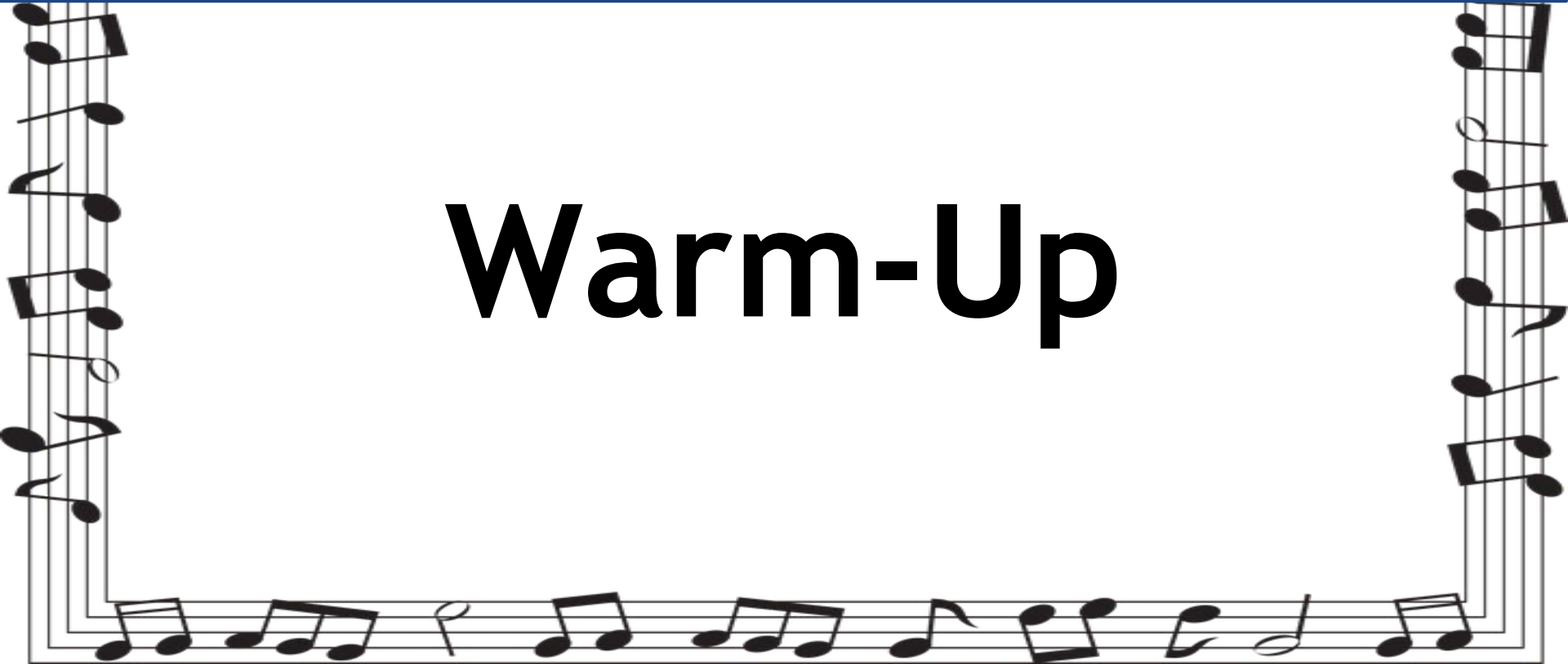
8th Grade Orchestra

Lesson: April 22, 2020

Objective/Learning Target:

Students will learn about the difference between original and cover songs/pieces.

Warm-Up



GO BACK AND REVIEW!!

**REVIEW YOUR EXERCISES EVERY DAY THIS WEEK!!

- SILENT SIREN
- SHAKERS
- STICKY FINGERS
- (CHECK YOUR VIBRATO KILLERS!)

ARM, WRIST AND FINGER VIBRATO

THINK ABOUT WHERE THE MOVEMENT COMES FROM - THE ARM, THE WRIST OR THE FINGER. YOU WILL PROBABLY END UP WITH A COMBINATION OF ALL 3, BUT WE WANT TO FOCUS ON THE ARM MOVEMENT.

ALL WATCH THIS



BALANCING THE HAND OVER EACH FINGER



VIOLIN/VIOLA: WATCH MS. WOW'S VIDEO!



CELLO/BASS: WATCH MS. ROSS' VIDEO!

DIFFERENT TYPES OF VIBRATO

VIDEOS OF MUSICIANS TALKING ABOUT VIBRATO

- [ITZHAK PERLMAN - VIOLIN \(BUT GOOD FOR ALL!!\)](#)
- [VIOLAMAN - VIOLA](#)
- [THE NON-FANCY GUIDE TO STARTING VIBRATO - CELLO](#)
- [SETH GAMBA - BASS \(BASSISTS, CHECK OUT HIS OTHER VIDEOS, TOO!\)](#)

Lesson



Cover
Vs.
Original



What is a cover?

Reimagined version of a previously recorded song by someone other than the original artist or composer.

The new version may include things like a change in tempo, instrumentation, creating an acoustic version, taking out lyrics, or even coming up with an entirely new melody.

Let's look at an example...

How Far I'll Go

Original



Cover



Or this one:

On the Sunny Side of the Street

Original



Cover



Take a moment to compare the performances you heard...

1. What made the cover different than the original version?
2. Which one do you prefer?




Check out one or all of these YouTube Channels for more **string** covers/arrangements:

- [Brooklyn Duo](#)
- [Prague Cello Quartet](#)
- [Simply Three](#)
- [Vitamin String Quartet](#)
- [GTA Strings](#)
- [2Cellos](#)
- [IAmDSharp](#)
- [StringspaceLive](#)
- [Karolina Protsenko](#)
- [Hillary Klug](#)
- [Rob Landes](#)
- [Ezinma](#)
- [Jeremy Green](#)
- [ThatViolaKid](#)
- [Adam Ben Ezra](#)
- [Melo-M](#)
- [Nicholas Yee](#)
- [The Piano Guys](#)
- [Classern Quartet](#)
- [VioDance](#)
- [Daniel Jang](#)

Review



For review, you will choose a song to research and compare it to at least two covers. You can look at the YouTube Channels previously provided for inspiration. Fill out the following document and send to your teacher.



Original vs Cover

PDF version

Teacher Emails

allison_ross@idschools.org

selene_hernandez@idschools.org

laura_vanderwoude@idschools.org

melissa_guillory@idschools.org


Additional Materials



[5 Tips for Covering Songs on YouTube](#)

[10 Tips for Creating Great Cover Songs](#)

Self-Assessment



Create your own Cover Project

- Select a song and listen to the original version. Then, listen to and study two different covers of the same song.
- Film and submit a video of you performing a cover of the song. You can be as creative in this performance as you like! You can film a music video, get your family involved, play an instrument (even the kazoo if you wish) or just sing it or play it as a vocal performance (choir) or an instrumental performance. But make it new and creative, musically and otherwise- not just a copy of someone else's performance.